




MORGAN ASSOCIATES

ESTATE & LETTINGS AGENCY



Flat 19, Westbourne House Westbourne Drive  
, Cheltenham GL52 2QQ  
£925 PCM



# Flat 19, Westbourne House Westbourne Drive, Cheltenham, GL52 2QQ

EXCLUSIVELY FOR OVER 55s! A Light-Filled Two-Bedroom Apartment in the Heart of Pittville.

Set in a peaceful enclave of Pittville, this well-presented two-bedroom apartment offers a rare opportunity to enjoy comfortable, low-maintenance living in one of Cheltenham’s most desirable districts. The location is enviably quiet yet within easy reach of Pittville Park, the Pump Room, and excellent bus links to the town centre and surrounding areas.

Positioned on the second floor with convenient lift access, the property enjoys an abundance of natural light, with the generously proportioned sitting room featuring four windows and a service hatch through to the kitchen. The kitchen itself is well equipped, with a range of fitted units, an electric range cooker, and white goods included.

The accommodation is laid out over a single level and includes two bedrooms (one double and one single), along with a bathroom fitted with a large walk-in shower. Additional features include double glazing throughout, electric night storage heating, and a useful storage cupboard in the hallway.

The building benefits from expansive communal gardens, communal laundry room and two residents’ lounges, creating a sociable and relaxed environment for those seeking a lifestyle-focused home.

On-street parking is available via a residents’ permit scheme operated by the council. The apartment is offered unfurnished and is available exclusively to residents aged 55 and over.

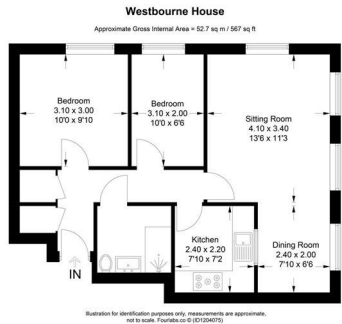


These particulars, whilst believed to be accurate are set out as a general outline only for guidance and do not constitute any part of an offer or contract. Intending purchasers should not rely on them as statements of representation of fact, but must satisfy themselves by inspection or otherwise as to their accuracy. No person in this firms employment has the authority to make or give any representation or warranty in respect of the property.

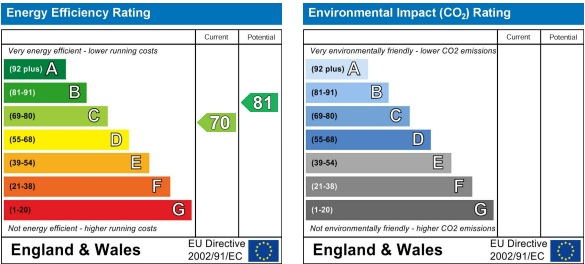
## Area Map



## Floor Plan



## Energy Efficiency Graph



Rotunda Buildings Montpellier Exchange  
Cheltenham  
Gloucestershire  
GL50 1SJ

T. 01242 514 285  
E. info@morgan-associates.co.uk  
W. www.morgan-associates.co.uk